

A new look into Likert scales interpretation by intuitionistic fuzzy sets and interval-valued intuitionistic fuzzy sets



Vassia Atanassova

Krassimir Atanassov

Peter Vassilev

Ivo Umlenski


Institute of Biophysics and
Biomedical Engineering,
Bulgarian Academy of Sciences



CONTENTS




Likert scales: Characteristics, advantages, limitations



Likert scales and fuzzy sets



Illustrative examples: Blood donation attitudes



Main results: Bridging Likert scales and intuitionistic fuzzy sets



Conclusion



LIKERT SCALES: Characteristics, Advantages, Limitations

- Developed by Rensis Likert in 1932
- A structured method to quantify subjective data – attitudes, perceptions, opinions, behavioral tendencies.
- Core feature: Standardized ordered response format of all questions, typically ranging from strong disagreement to strong agreement, which allows researchers to capture both direction and intensity of respondents' attitudes.
- Popular psychometric tool in social sciences, education, psychology, health research and other areas.
- Simplicity, Ease of use, scalability, capacity for statistical analysis



LIKERT SCALES: Characteristics, Advantages, Limitations

- Likert scales vary primarily in the number (granularity) and parity of response options:
 - Odd-numbered scales offer a neutral midpoint,
 - Even-numbered (forced-choice) scales discourage noncommittal, blank responses.
- Drawbacks:
 - Response bias, including central tendency bias (respondents gravitating toward the midpoint), and acquiescence bias (tendency to agree regardless of content),
 - Response options are implicitly treated as equidistant.

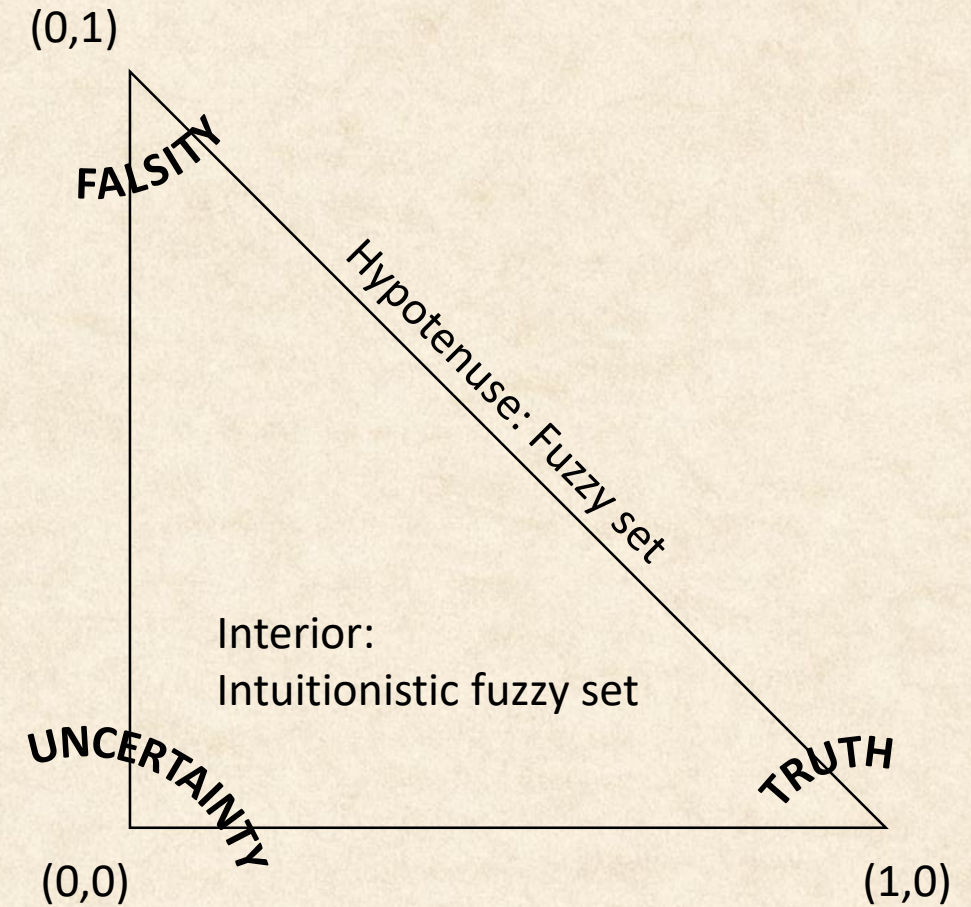
A decorative vertical bar on the left side of the slide, transitioning from dark blue at the top to red at the bottom. To its right are six colored circles, each corresponding to a color in the bar: dark blue, medium blue, teal, light green, yellow, and orange-red.

LIKERT SCALES AND FUZZY SETS

- Integrating fuzzy logic into traditional Likert scales has been proposed and developed in a number of researches over the past two decades.
- The usually adopted approach to bridging Likert scales and fuzzy scales passes through the development of fuzzy inference systems to model responses more flexibly:
 - acknowledging the inherent drawback of Likert scales in treating subjective opinions as discrete, equally spaced numerical values;
 - failing to capture nuances such as hesitation, ambivalence, or partial agreement;
 - instead of a single crisp category, a respondent's opinion is represented as a distribution of membership degrees across multiple categories.

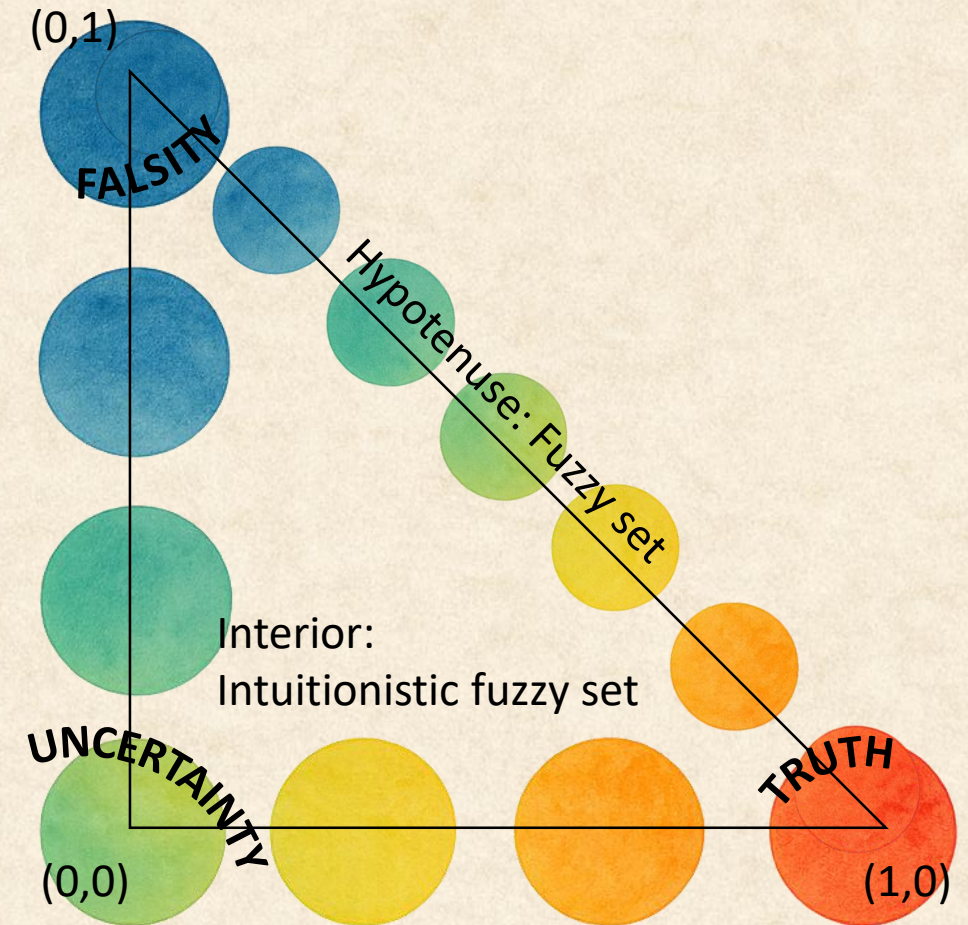
Likert Scales and Intuitionistic Fuzzy Sets: MOTIVATION

- Our aim to employ IFSs in this discussion of Likert scales interpretation was motivated by the intuitionistic fuzzy interpretational triangle as a distinctive way of presenting data, compared to the fuzzy membership function plots.



Likert Scales and Intuitionistic Fuzzy Sets: MOTIVATION

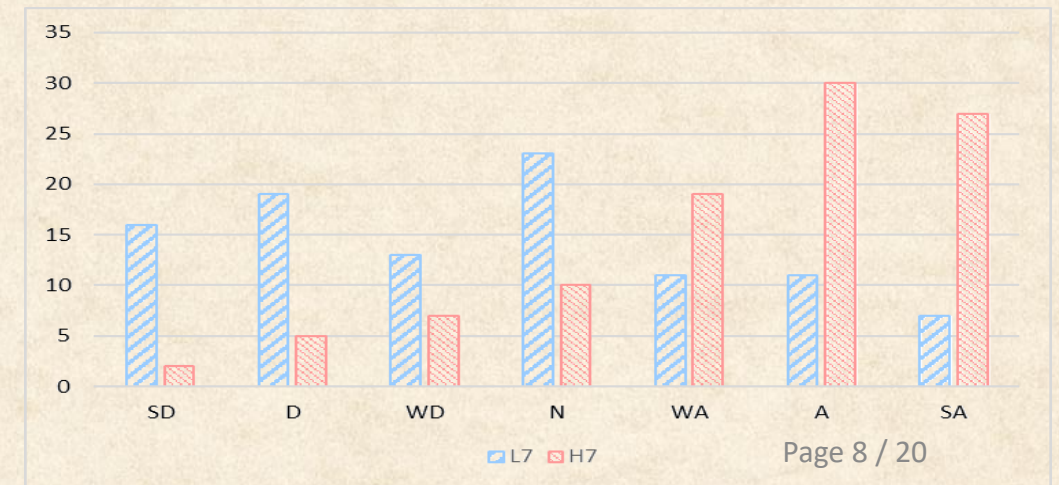
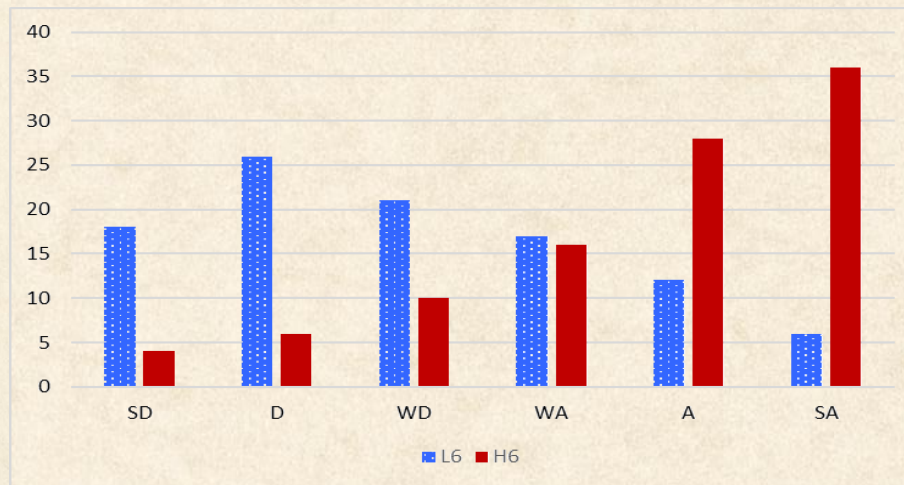
- Our aim to employ IFSs in this discussion of Likert scales interpretation was motivated by the intuitionistic fuzzy interpretational triangle as a distinctive way of presenting data, compared to the fuzzy membership function plots.



ILLUSTRATIVE EXAMPLES: Blood donation attitudes

- Question: *Is donating blood a moral responsibility?*
- Responses distributions: four combinations formed by:
 - cultural setting (Low vs. High blood donation culture)
 - and Likert scale parity (6-point vs. 7-point)

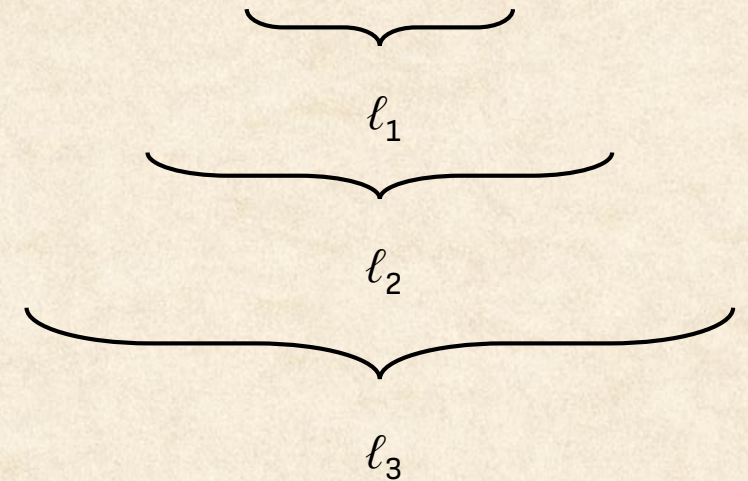
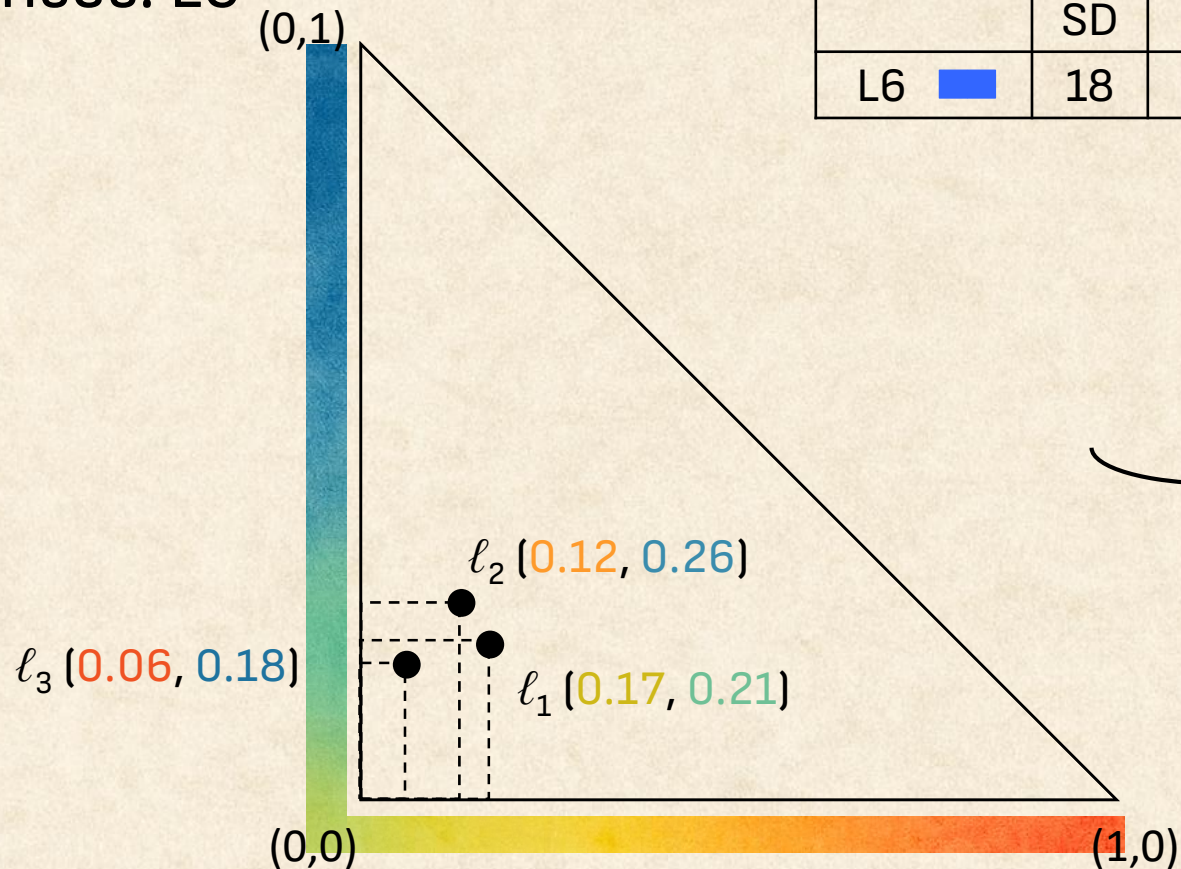
	SD	D	WD	N	WA	A	SA
L6 	18	26	21	—	17	12	6
H6 	4	6	10	—	16	28	36
L7 	16	19	13	23	11	11	7
H7 	2	5	7	10	19	30	27



ILLUSTRATIVE EXAMPLES: Blood donation attitudes

- Question: *Is donating blood a moral responsibility?*
- Responses: L6

	SD	D	WD	N	WA	A	SA
L6 	18	26	21	—	17	12	6

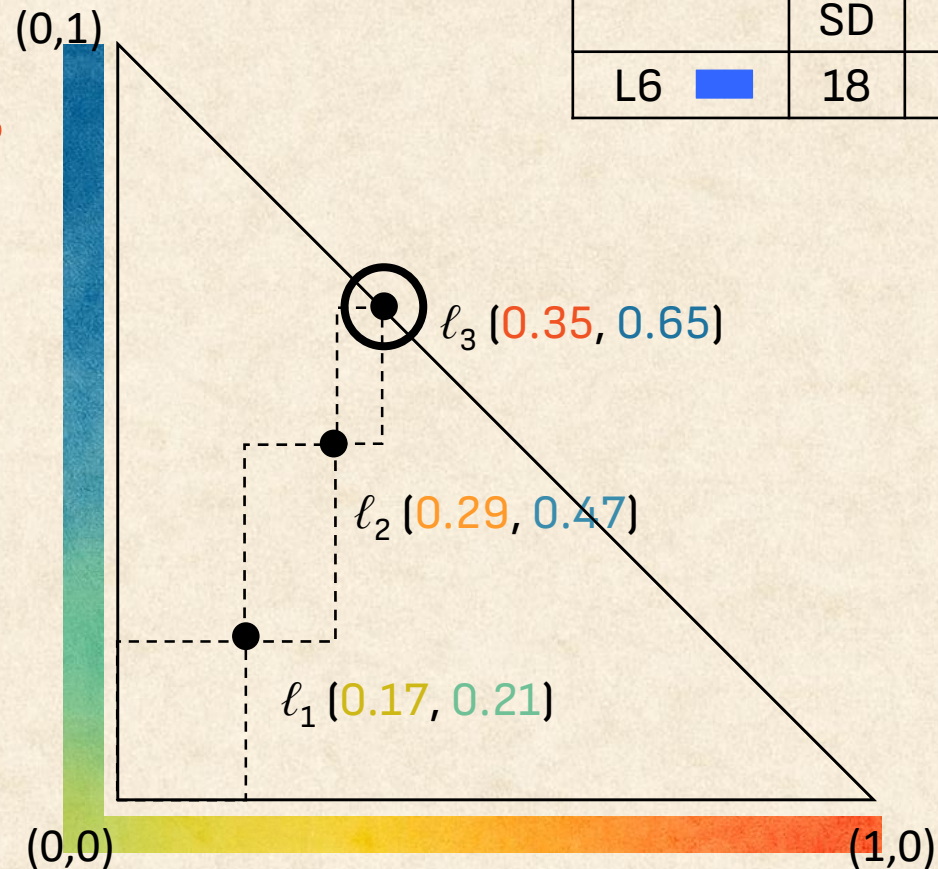


ILLUSTRATIVE EXAMPLES: Blood donation attitudes

- Question: *Is donating blood a moral responsibility?*
- Responses: L6

*But this time
let us do it
differently!*

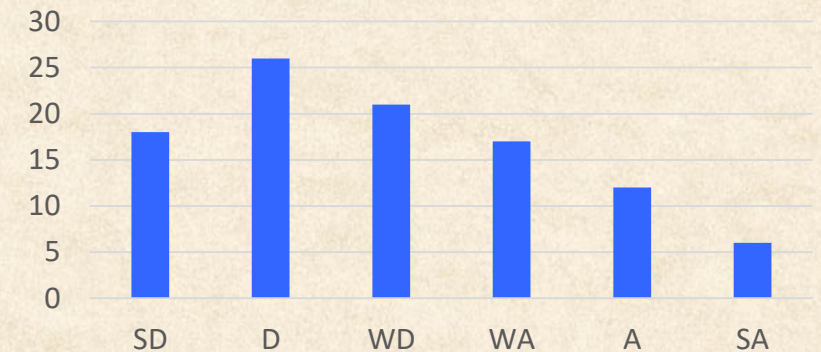
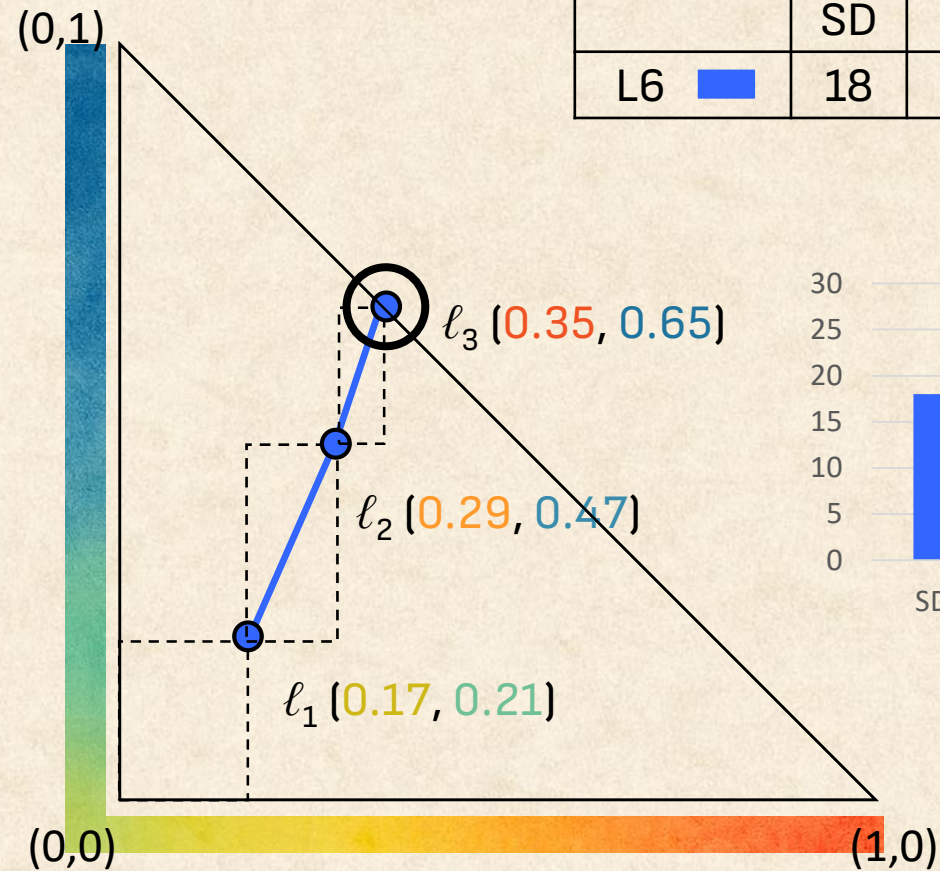
	SD	D	WD	N	WA	A	SA
L6	18	26	21	—	17	12	6



ILLUSTRATIVE EXAMPLES: Blood donation attitudes

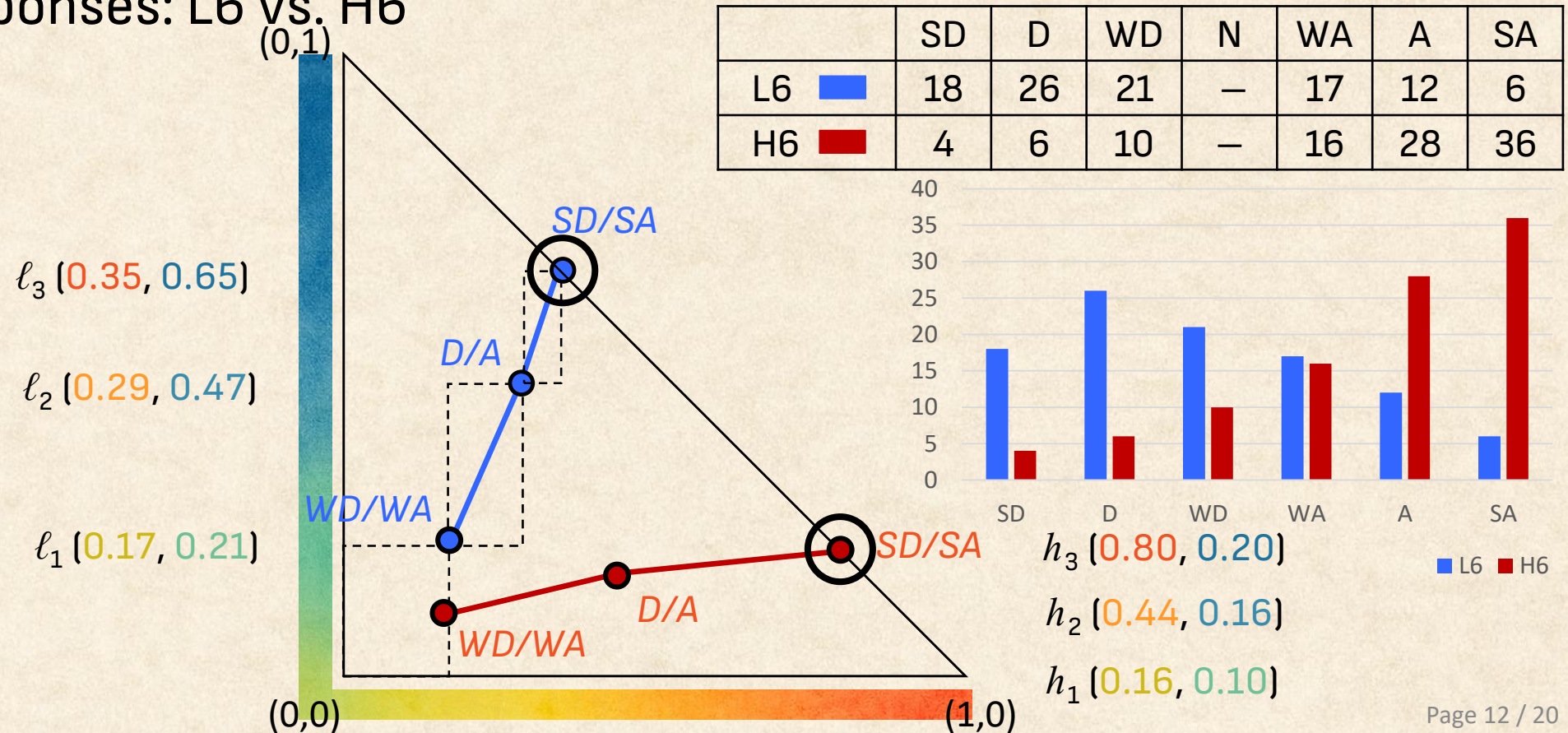
- Question: *Is donating blood a moral responsibility?*
- Responses: L6

	SD	D	WD	N	WA	A	SA
L6	18	26	21	—	17	12	6



ILLUSTRATIVE EXAMPLES: Blood donation attitudes

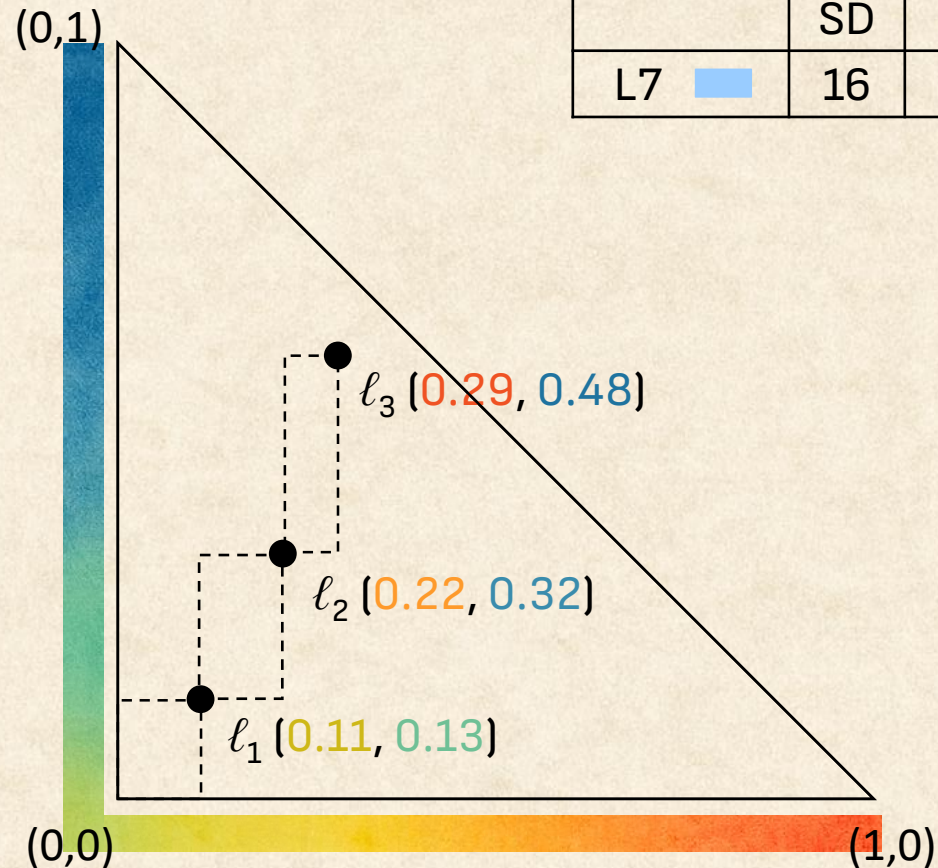
- Question: *Is donating blood a moral responsibility?*
- Responses: L6 vs. H6



ILLUSTRATIVE EXAMPLES: Blood donation attitudes

- Question: *Is donating blood a moral responsibility?*
- Responses: L7

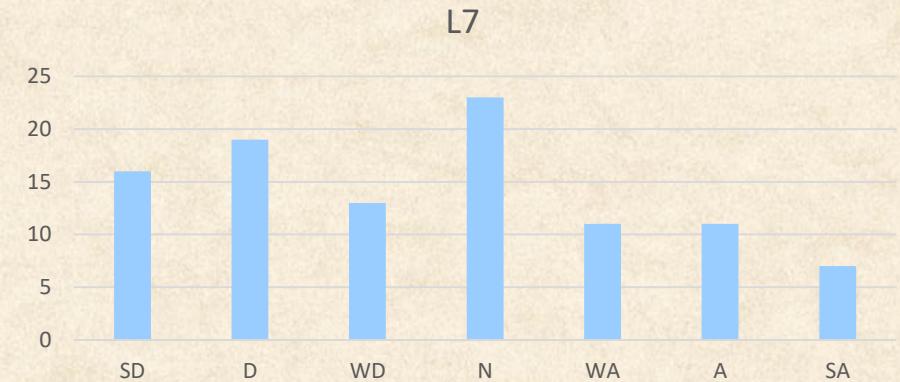
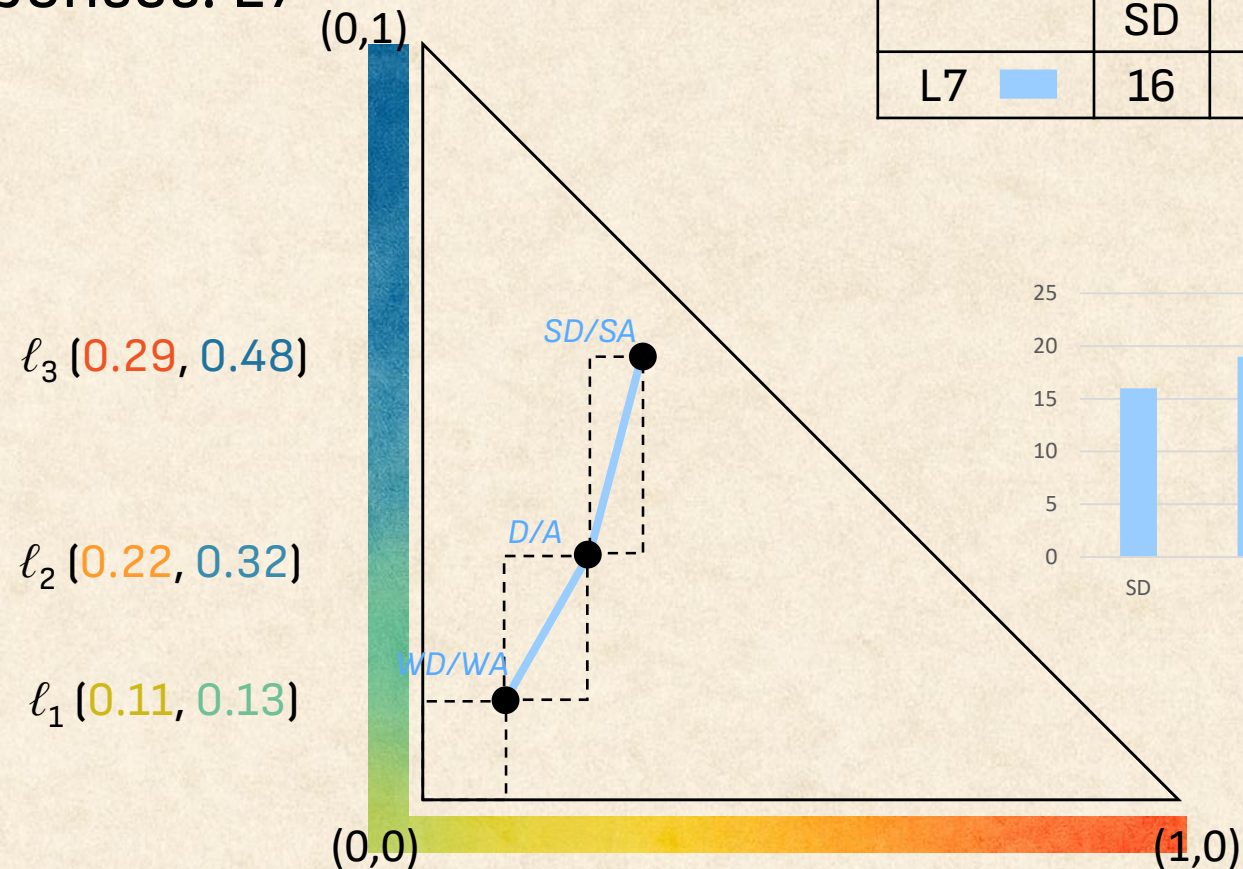
	SD	D	WD	N	WA	A	SA
L7	16	19	13	23	11	11	7



ILLUSTRATIVE EXAMPLES: Blood donation attitudes

- Question: *Is donating blood a moral responsibility?*
- Responses: L7

	SD	D	WD	N	WA	A	SA
L7	16	19	13	23	11	11	7



ILLUSTRATIVE EXAMPLES: Blood donation attitudes

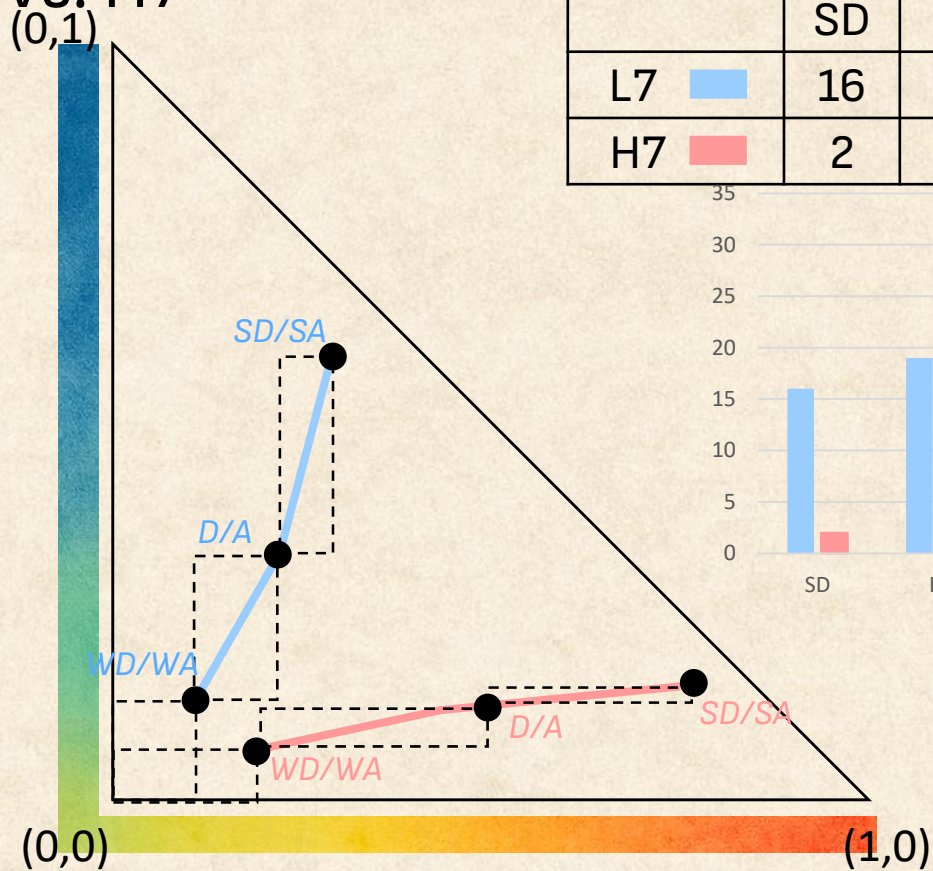
- Question: *Is donating blood a moral responsibility?*
- Responses: L7 vs. H7

	SD	D	WD	N	WA	A	SA
L7	16	19	13	23	11	11	7
H7	2	5	7	10	19	30	27

ℓ_3 (0.29, 0.48)

ℓ_2 (0.22, 0.32)

ℓ_1 (0.11, 0.13)



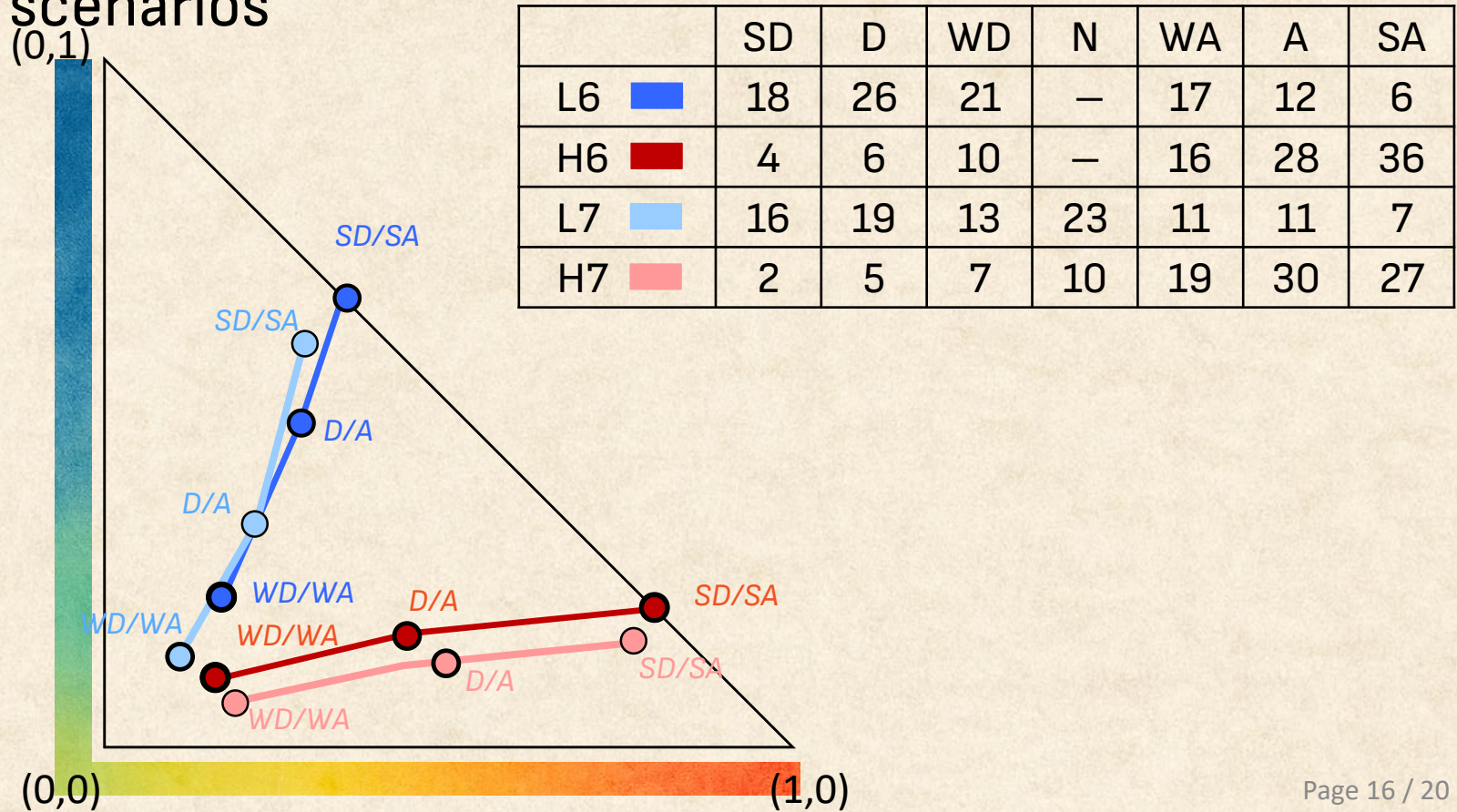
h_3 (0.76, 0.14)

h_2 (0.49, 0.12)

h_1 (0.19, 0.07)

A vertical color bar on the left transitions from dark blue at the top to red at the bottom. To its right is a horizontal row of seven circles, each filled with a color corresponding to a segment of the bar: dark blue, medium blue, teal, green, yellow, orange, and red.

- Question: *Is donating blood a moral responsibility?*
- Responses: All scenarios



MAIN RESULTS: Likert Scales and Intuitionistic Fuzzy Sets

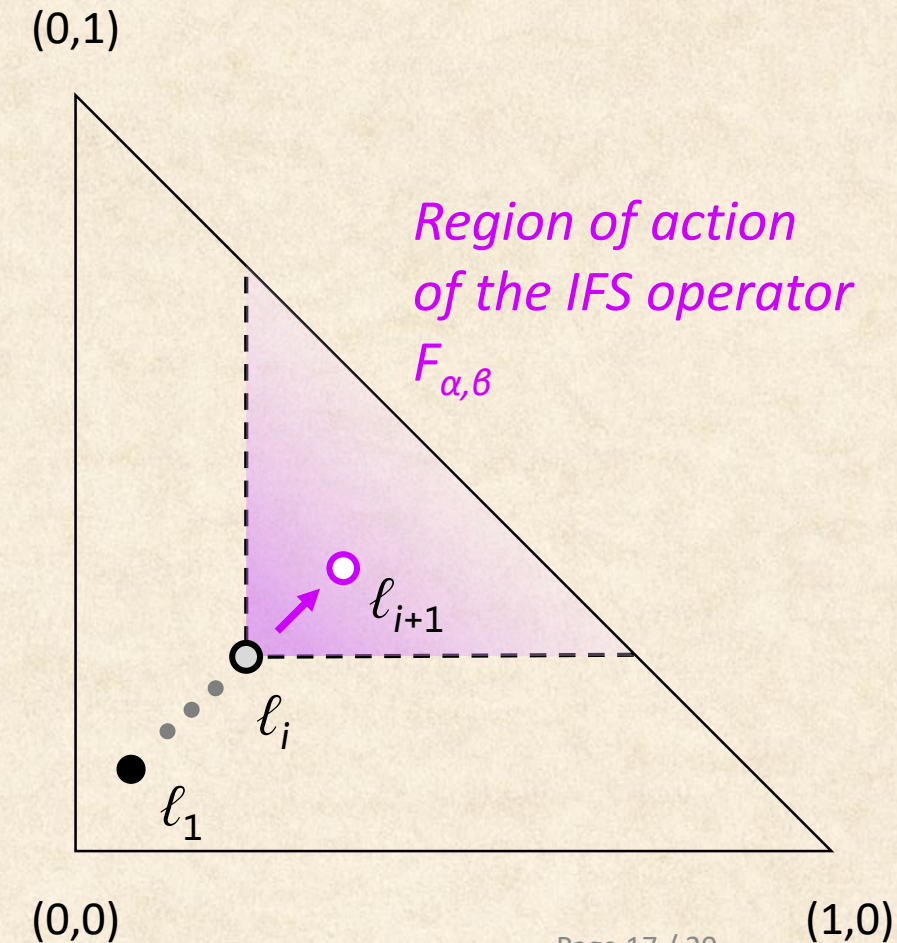
- Drawbacks and benefits:

- ✗ n response options but $\lfloor \frac{n}{2} \rfloor$ points

- ✓ Information how the polar and other equidistant options are mutually connected

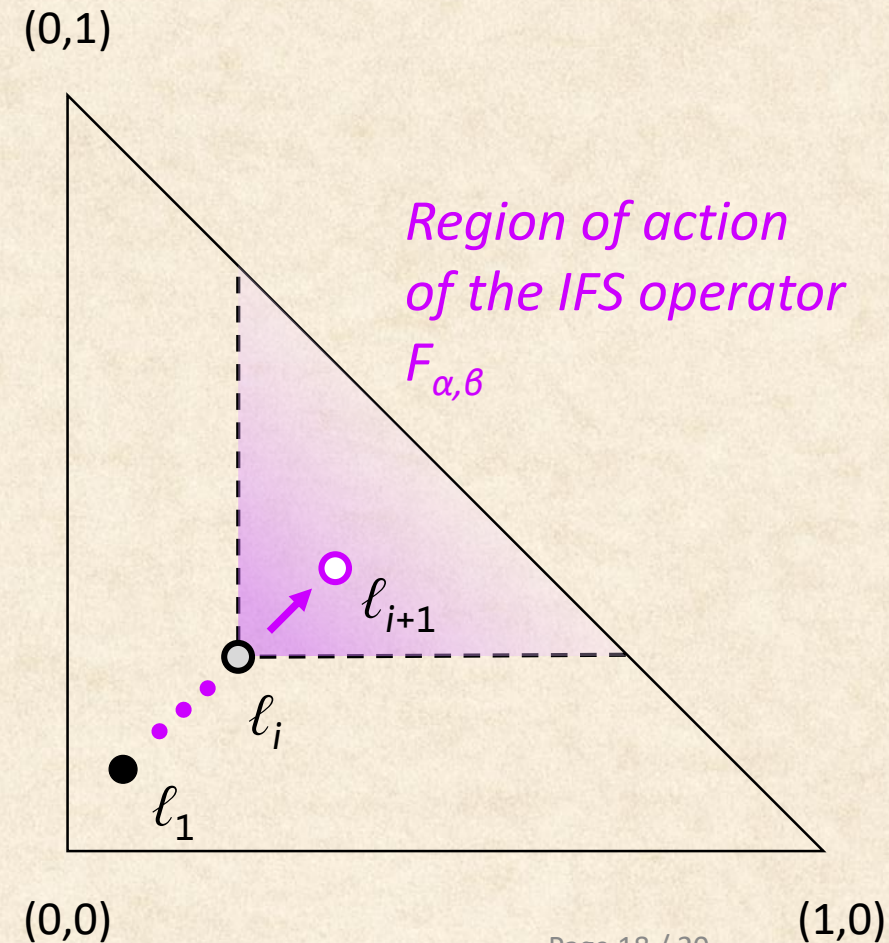
- ✓ Constructed IF points sequences (trajectories) require application of the IFS topological operators

- ✓ Specifically in the Likert scale interpretation: operator $F_{\alpha,\beta}$



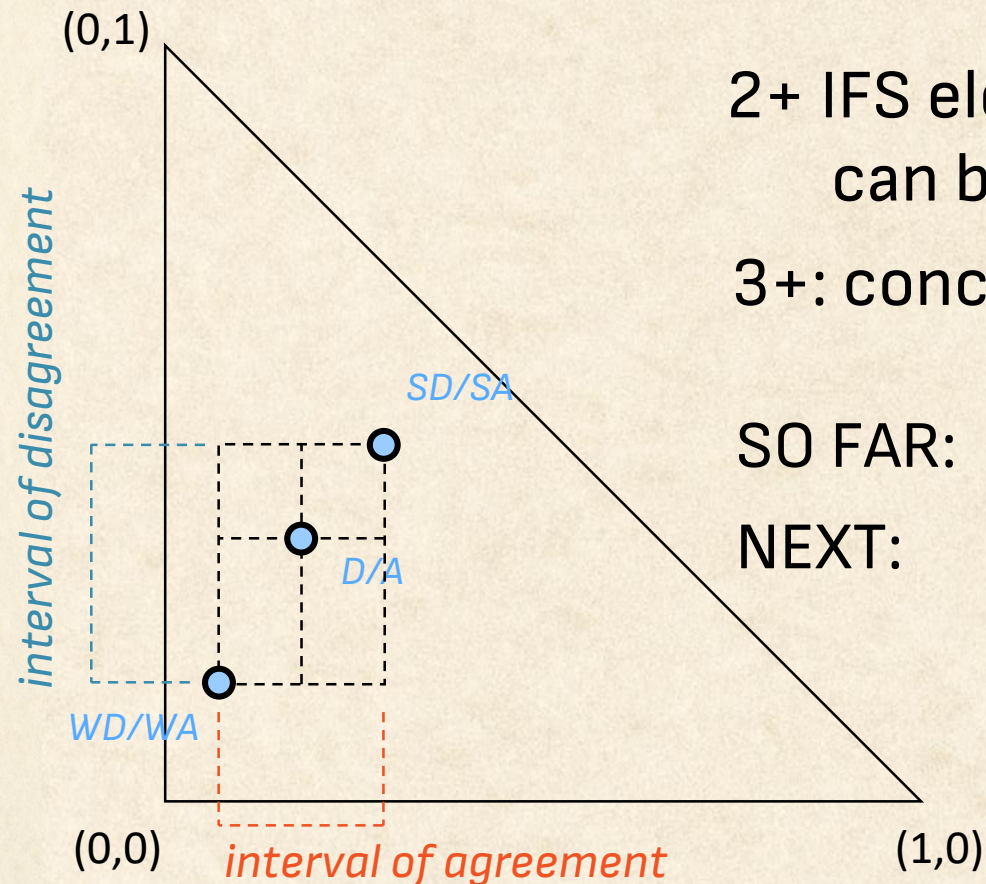
MAIN RESULTS: Likert Scales and Intuitionistic Fuzzy Sets

- Questions for research:
 - ✓ Effect of parity
(with and without neutral midpoint)
 - ✓ Effect of granularity
(number of Likert scale points)
 - ✓ IF points trajectories and their properties (concavity, monotonicity, etc.)
 - ✓ Extend the idea to IFS interpretation of different statistical distributions



MAIN RESULTS: Likert Scales and Intuitionistic Fuzzy Sets

- Getting the Interval-Valued Intuitionistic Fuzzy Sets into the picture:



2+ IFS elements (points) form intervals and
can be interpreted as an IVIFS element

3+: concept of "nested IVIFS"

SO FAR: Same question / different cohort


NEXT: Same cohort / different questions



CONCLUSION

- The analytic and graphical interpretation of Likert scales by IFS can be helpful in analysis of attitudes, patterns and trends, specifically when considering indeterminacy.
- The proposed idea of constructing IF pairs from the Likert scale points / values may be worth applying to other survey tools different from LSs.
- Also, IFS interpretation of different statistical distributions can be tested using the same idea.

Thank you for your attention!



Vassia Atanassova

vassia.atanassova@gmail.com

Krassimir Atanassov

Peter Vassilev

Ivo Umlenski

*Research supported by
Academic Grant Scheme
Grant IC-PL-14/2024-2025,
and Bulgarian National Science
Fund, Grant KP-06-N72/8/2023.*